




Questionnaire for centre managers

Dear Centre Manager,

On behalf of the German Youth Institute (DJI), the infas Institute for Applied Social Sciences is conducting a scientific study of the managers and pedagogical staff at ECEC centres. This questionnaire is part of the indicator-based monitoring of structural quality in the German early childhood education and care system (ERiK for short). Your centre was selected during a random statistical procedure.

In this questionnaire, we are interested in your assessment as a member of **centre management**. Your support is of utmost importance for the success of the study. Your data will only be evaluated in an anonymous form (i.e. without your name and address) and only summarised together with the other respondents' data. All data protection regulations are complied with in full.



Sample copy -
please do not fill out and send!

Questionnaire for centre managers

How to complete the questionnaire


Mark the appropriate answers by putting a cross in the boxes provided:



Enter the numbers or information requested in the large boxes:

87

Take note of the instructions provided for responding to questions:

 Please only mark **one** response.

Take note of the instructions provided for responding to questions:

→ Please go straight to Question xy.

The questionnaire is easiest to complete online.

Please enter the following address in your internet browser:

Your personal access code is:

As an alternative to the online questionnaire, you can complete this written questionnaire and return it to infas in the enclosed postage-paid envelope.



 Deutsches
Jugendinstitut


infas

infas Institut für angewandte
Sozialwissenschaft GmbH

Postfach 240101
53154 Bonn
Tel. 0800/73 84 500
erik@infas.de



1 Are children, who are not of school age, (also) cared for in your ECEC centre?

 If only children of school age are cared for in your centre, you are not part of our target group and do not need to complete the questionnaire.

Yes _____ ¹ ☐ → Go to Question 2.

No, exclusively children of school age _____ ² ☐ →

Unfortunately, you do not belong to the target group for our survey. We ask that you still return the completed questionnaire to us though.

2 How satisfied are you with the following areas at the moment?

 Please provide a response in **each** row.

0 if you are entirely dissatisfied; 10 if you are entirely satisfied. A value in between if you are partly satisfied or dissatisfied.

	Entirely dissatisfied	0	1	2	3	4	5	6	7	8	9	10	Entirely satisfied
		0	1	2	3	4	5	6	7	8	9	10	
How satisfied are you with ...													
... your work in this ECEC centre as a whole?		<input type="checkbox"/>	<input type="checkbox"/>	<input type="checkbox"/>	<input type="checkbox"/>	<input type="checkbox"/>	<input type="checkbox"/>	<input type="checkbox"/>	<input type="checkbox"/>	<input type="checkbox"/>	<input type="checkbox"/>	<input type="checkbox"/>	
... the cooperation within the team?		<input type="checkbox"/>	<input type="checkbox"/>	<input type="checkbox"/>	<input type="checkbox"/>	<input type="checkbox"/>	<input type="checkbox"/>	<input type="checkbox"/>	<input type="checkbox"/>	<input type="checkbox"/>	<input type="checkbox"/>	<input type="checkbox"/>	
... your income for the work you complete at this ECEC centre?		<input type="checkbox"/>	<input type="checkbox"/>	<input type="checkbox"/>	<input type="checkbox"/>	<input type="checkbox"/>	<input type="checkbox"/>	<input type="checkbox"/>	<input type="checkbox"/>	<input type="checkbox"/>	<input type="checkbox"/>	<input type="checkbox"/>	
... the work of the pedagogical staff at your ECEC centre?		<input type="checkbox"/>	<input type="checkbox"/>	<input type="checkbox"/>	<input type="checkbox"/>	<input type="checkbox"/>	<input type="checkbox"/>	<input type="checkbox"/>	<input type="checkbox"/>	<input type="checkbox"/>	<input type="checkbox"/>	<input type="checkbox"/>	
... your ECEC centre's provider?		<input type="checkbox"/>	<input type="checkbox"/>	<input type="checkbox"/>	<input type="checkbox"/>	<input type="checkbox"/>	<input type="checkbox"/>	<input type="checkbox"/>	<input type="checkbox"/>	<input type="checkbox"/>	<input type="checkbox"/>	<input type="checkbox"/>	

In which function are you employed at the ECEC centre?

 Please select **all** applicable answers.

Centre manager	<input type="checkbox"/>
Deputy manager	<input type="checkbox"/>
Member of the management team	<input type="checkbox"/>
Acting manager	<input type="checkbox"/>
Pedagogical staff member	<input type="checkbox"/>
Other role _____	<input type="checkbox"/>

4 What tasks do your management activities involve?

 Please only mark **one** response.

Pedagogical management only _____ ¹ <input type="checkbox"/>	} → Go to Question 5.
Administrative management only _____ ² <input type="checkbox"/>	
Pedagogical and administrative management _____ <input type="checkbox"/>	

5 Who takes care of administrative tasks at your ECEC centre? By ...

 Please select **all** applicable answers.

... an administrative staff member at the provider _____	<input type="checkbox"/>
... an administrative staff member at the centre _____	<input type="checkbox"/>
... other administrative support _____	<input type="checkbox"/>

6 What is your highest professional qualification?

 Please only mark **one** response.

- | | | |
|---|----|--------------------------|
| Qualification in social pedagogy, social work | 1 | <input type="checkbox"/> |
| Qualification in social pedagogy | 2 | <input type="checkbox"/> |
| Qualification in education, educational science (<i>Diplom, Magister</i> , master's degree) | 3 | <input type="checkbox"/> |
| Qualification in education, educational science (bachelor's degree) | 4 | <input type="checkbox"/> |
| Qualification as a special needs care worker (<i>Diplom, Magister</i> , master's degree) | 5 | <input type="checkbox"/> |
| Qualification as a special needs care worker (<i>HeilpädagogIn</i>) (bachelor's degree) | 6 | <input type="checkbox"/> |
| State-recognised childhood pedagogue (master's degree) | 7 | <input type="checkbox"/> |
| State-recognised childhood pedagogue | 8 | <input type="checkbox"/> |
| Qualification as an educator (<i>ErzieherIn</i>) | 9 | <input type="checkbox"/> |
| Qualification as a special needs care worker (technical college), | 10 | <input type="checkbox"/> |
| Qualification as | 11 | <input type="checkbox"/> |
| Family care worker (<i>FamilienpflegerIn</i>), social work assistant (<i>AssistentIn im Sozialwesen</i>), | 12 | <input type="checkbox"/> |
| Other social/social pedagogy short course | 13 | <input type="checkbox"/> |

 Please specify:

- | | | |
|---|----|--------------------------|
| Health service | 14 | <input type="checkbox"/> |
| Administrative/office | 15 | <input type="checkbox"/> |
| Other vocational training qualification | 16 | <input type="checkbox"/> |

 Please specify:

- | | | |
|----------------------------------|----|--------------------------|
| Trainee in induction year | 17 | <input type="checkbox"/> |
| Still in vocational training | 18 | <input type="checkbox"/> |
| No vocational training completed | 19 | <input type="checkbox"/> |

7 How is management formally regulated at your ECEC centre?

 Please only mark **one** response.

- | | | | |
|---|---|--------------------------|--|
| One person is responsible | 1 | <input type="checkbox"/> | } → <input type="text" value="Go to Question 9."/> |
| A management team consisting of two persons with equal rights is responsible. | 2 | <input type="checkbox"/> | |
| A manager and deputy manager are responsible | 3 | <input type="checkbox"/> | |
| One manager is responsible for several centres | 4 | <input type="checkbox"/> | → <input type="text" value="Go to Question 8."/> |
| No contractually defined management. | 5 | <input type="checkbox"/> | → <input type="text" value="Go to Question 9."/> |

8 How many ECEC centres are you responsible for as manager of the ECEC consortium?

ECEC centres

9 Does your ECEC centre have a binding job description for managers?

- | | | |
|-----|---|--------------------------|
| Yes | 1 | <input type="checkbox"/> |
| No | 2 | <input type="checkbox"/> |

10 Let us now consider your management tasks (pedagogical and administrative tasks). How many hours per week ...

... are contractually defined for management tasks?

Hours

... are actually incurred for management tasks?

Hours

11 Please first indicate the type of ECEC provider.

 Please only mark **one** response.

- | | | |
|--|---|--------------------------|
| Public provider (town, city, municipality) | 1 | <input type="checkbox"/> |
| Independent non-profit non-denominational provider (e.g. Workers' Welfare Association (<i>Arbeiterwohlfahrt</i> , AWO)) | 2 | <input type="checkbox"/> |
| Independent non-profit denominational provider (e.g. Caritas, Diakonie) | 3 | <input type="checkbox"/> |
| Private for-profit provider | 4 | <input type="checkbox"/> |
| Another non-profit provider | 5 | <input type="checkbox"/> |
| Other provider | 6 | <input type="checkbox"/> |

12 Is the provider a parent initiative or part of a company/business (company ECEC centre)?

 Please only mark **one** response.

- | | | |
|----------------------------|---|--------------------------|
| Parent initiative | 1 | <input type="checkbox"/> |
| Part of a company/business | 2 | <input type="checkbox"/> |
| Neither | 3 | <input type="checkbox"/> |

13 Does the provider operate other ECEC centres in addition to your ECEC centre offering childcare for children aged 0 to 6?

- | | | |
|------------|---|--------------------------|
| Yes | 1 | <input type="checkbox"/> |
| No | 2 | <input type="checkbox"/> |
| Don't know | 8 | <input type="checkbox"/> |

14 Is your ECEC centre a family centre?

- | | | |
|-----|---|--------------------------|
| Yes | 1 | <input type="checkbox"/> |
| No | 2 | <input type="checkbox"/> |

15 Does your ECEC centre currently participate in one or more of the following federal programmes?

 Please provide a response in **each** row.

	¹ Yes	² No
National language programme ("Sprach-Kitas: Weil Sprache der Schlüssel zur Welt ist")	<input type="checkbox"/>	<input type="checkbox"/>
National programme for improved access to ECEC ("Kita-Einstieg: Brücken bauen in frühe Bildung")	<input type="checkbox"/>	<input type="checkbox"/>
National programme for the acquisition of skilled workers ("Fachkräfteoffensive Erzieherinnen und Erzieher: Nachwuchs gewinnen, Profis binden")		
National and state initiative to promote reading and writing ("Bildung durch Sprache und Schrift", (BiSS-Transfer))	<input type="checkbox"/>	<input type="checkbox"/>

16

Other _____

Is your ECEC centre currently participating in any state programmes relating to the following topics addressed in the Act on Good Early Childhood Education and Care ("Gute-Kita-Gesetz")?

 State programmes are management and financial assistance provided by the federal state to improve and support the quality, participation and expansion of ECEC centres and family day-care facilities. They do not include any statutory regulations, EU programmes (e.g. EU School Programme) or the programmes of private initiatives (e.g. project funding from the Stiftung Bildung educational foundation).

 Please provide a response in **each** row.


	¹ Yes	² No
State programme to encourage language learning and multilingualism (e.g. Kolibri, SPATZ, SBS, KiSS)	<input type="checkbox"/>	<input type="checkbox"/>
State programme for the qualification and recruitment of skilled workers	<input type="checkbox"/>	<input type="checkbox"/>
State programme to promote health or development (e.g. BeKi, LggK, Kita isst besser)	<input type="checkbox"/>	<input type="checkbox"/>
State programme for quality monitoring or development (e.g. PQB, QuiK, QiD)	<input type="checkbox"/>	<input type="checkbox"/>
State programme on inclusive education, integration, child welfare or children's rights	<input type="checkbox"/>	<input type="checkbox"/>
State programme for ECEC centres in social settings requiring special support (e.g. Kiez-Kita, Kita!Plus)	<input type="checkbox"/>	<input type="checkbox"/>
Other _____	<input type="checkbox"/>	<input type="checkbox"/>

17

How many staff are employed at your ECEC centre in total?

Total staff at your ECEC centre

18 How many of the staff in your ECEC centre work as ...?

 Please only count all persons once. Also include all staff who are currently on parental leave or sick leave. Do not include staff who care exclusively for children attending after-school care. Include yourself as centre manager in your count.

 Please assign the job titles used on the state level to the categories below (e.g. social assistant to assistant).

 Please provide a response in **each** row.


	Total	None
Centre management	<input type="text"/>	<input type="text"/>
Pedagogical staff member (including special needs care workers)	<input type="text"/>	<input type="text"/>
Assistant	<input type="text"/>	<input type="text"/>
Support worker (for children receiving integration support pursuant to Book VIII or XII of the German Social Code)	<input type="text"/>	<input type="text"/>
Other support staff (e.g. for language, sport, music)	<input type="text"/>	<input type="text"/>
Administrative staff	<input type="text"/>	<input type="text"/>
Pedagogical staff member in training – internship (e.g. in induction year)	<input type="text"/>	<input type="text"/>
Interns (excluding pedagogical staff members in training)	<input type="text"/>	<input type="text"/>
Person completing a voluntary social year/federal voluntary service (FSJ/FÖJ/BFD)	<input type="text"/>	<input type="text"/>
Other	<input type="text"/>	<input type="text"/>

19 How many of your pedagogical staff are additionally qualified as an ... ?

 Please provide a response in **each** row.

	Total	None	Don't know
... intercultural specialist	<input type="text"/>	<input type="text"/>	<input type="text"/>
... inclusion specialist	<input type="text"/>	<input type="text"/>	<input type="text"/>
... child welfare specialist	<input type="text"/>	<input type="text"/>	<input type="text"/>
... practical supervisor	<input type="text"/>	<input type="text"/>	<input type="text"/>

20 How many hours per week are the pedagogical staff contractually entitled to indirect pedagogical work time for a full-time position?

 Indirect pedagogical working hours is the time spent on tasks such as preparation and follow-up, cooperation with parents and partners, team discussions, etc.

 Please assign the job titles used on the state level to the categories below (e.g. social assistant to assistant).

 Please provide a response in **each** row.

	Hours	None ⁰
Group leader (if available) _____	<input type="text"/>	<input type="checkbox"/>
Pedagogical staff member (including special needs care workers) _____	<input type="text"/>	<input type="checkbox"/>
Assistant _____	<input type="text"/>	<input type="checkbox"/>
Support worker (for children receiving integration support pursuant to Book VIII or XII of the German Social Code) _____	<input type="text"/>	<input type="checkbox"/>

21 Does your ECEC centre provide training?

Yes _____¹ ☐

No _____² ☐

Is the time allocated for practical guidance contractually regulated in your ECEC centre?

Yes _____¹ ☐

No _____² ☐

23 In total, how many hours per week are available for practical guidance at your ECEC centre?

 If time is allocated by person at your ECEC centre, please add their hours together to determine the total hours per week.

Contractual hours:	<input type="text"/>	Hours per week	None _____ ⁰ <input type="checkbox"/>
Actual hours:	<input type="text"/>	Hours per week	None _____ <input type="checkbox"/>

24 Which of the following training models are your pedagogical staff in training pursuing?

 Please provide a response in **each** row.

1 Yes 2 No

Vocational training as a childcare assistant (*KinderpflegerIn*), social assistant (*SozialassistentIn*), social pedagogy assistant (*Sozialpädagogischen AssistentIn*) or specialist, e.g. for ECEC centres, educator (*ErzieherIn*) for children aged 0–10 (full-time or part-time/extra-occupational)

☐ ☐

Standard training at a technical college (*Fachschule*) to become an educator (*Erzieherin*) (full-time or part-time)

☐ ☐

Extra-occupational part-time training at a technical college to become an educator (*Erzieherin*) (with employment)

☐ ☐

Training at a technical college (*Fachschule*) to become an educator (*ErzieherIn*) with an integrated paid practical component (e.g. PiA or OptiPrax)

☐ ☐

University studies in childhood pedagogy (*Kindheitspädagogik*), social work (*Soziale Arbeit*), social pedagogy (*Sozialpädagogik*) or similar

☐ ☐

Other training model

☐ ☐

We don't have any pedagogical staff in training. 1 ☐

25 Are there currently any vacancies for pedagogical staff at your ECEC centre that have not been filled for six months or longer due to a lack of applications?

Yes 1 ☐

No 2 ☐

Don't know 8 ☐

26 How many staff members have left your centre in the last 12 months (e.g. due to fixed-term contracts, contract termination, etc.)?

Number of staff

No 0 ☐

→ [Go to Question 28.](#)

27 Which of the reasons listed below apply for the staff who left your centre in the last 12 months?

 Please provide a response in **each** row.

1 Yes 2 No

Fixed-term/expiring contracts

☐ ☐

Termination due to another job in an ECEC centre

☐ ☐

Termination to take up a position as centre manager

☐ ☐

Termination to take up another job in ECEC (e.g. expert advisor)

☐ ☐

Termination due to another job

☐ ☐

Termination due to a career change

☐ ☐

Termination at the centre's request

☐ ☐

Retirement

☐ ☐

Private reasons

☐ ☐

Other

☐ ☐

28 How many staff are currently unavailable to your centre because of prolonged periods of absence (lasting at least six weeks) due to illness, parental leave, etc.?

Number of staff

None

29 Have you had to compensate for staff shortages at your centre in the last six months?

Yes

☐

→ Go to Question 30.

No

☐

→ Go to Question 33.

30 On how many days in the last six months did you have to compensate for staff shortages at your centre?

Approximate number of days

→ Go to Question 31.

This has not happened at our ECEC centre.

☐

→ Go to Question 33.

31 Why were there staff shortages that had to be compensated for?

 Please provide a response in **each** row.

	1 Yes	2 No
Prolonged illness	<input type="checkbox"/>	<input type="checkbox"/>
Employment ban during pregnancy	<input type="checkbox"/>	<input type="checkbox"/>
Unexpected termination	<input type="checkbox"/>	<input type="checkbox"/>
Private reasons (care of a relative, death of a relative)	<input type="checkbox"/>	<input type="checkbox"/>
Other reason	<input type="checkbox"/>	<input type="checkbox"/>

32 How did you compensate for these staff shortages?

 Please provide a response in **each** row.

By ...	1 Yes	2 No
... using stand-ins	<input type="checkbox"/>	<input type="checkbox"/>
... offering part-time staff a paid increase in hours	<input type="checkbox"/>	<input type="checkbox"/>
... centre management getting involved in the pedagogical work	<input type="checkbox"/>	<input type="checkbox"/>
... using pedagogical staff from temp agencies or freelance educators	<input type="checkbox"/>	<input type="checkbox"/>
... deploying one or more family day-care workers	<input type="checkbox"/>	<input type="checkbox"/>
... pedagogical staff working overtime	<input type="checkbox"/>	<input type="checkbox"/>
... obtaining support from volunteers/parents	<input type="checkbox"/>	<input type="checkbox"/>
... merging groups	<input type="checkbox"/>	<input type="checkbox"/>
... closing temporarily	<input type="checkbox"/>	<input type="checkbox"/>
... reducing the opening hours	<input type="checkbox"/>	<input type="checkbox"/>

33 Is there a written induction concept for new pedagogical staff?

 This question is not about the induction of centre management or interns.

Yes

☐

No

☐

34 Who is responsible for the induction of new pedagogical staff at your centre?

 Please provide a response in **each** row.

 This question is not about the induction of centre management or interns.

	¹ Yes	² No
Management	<input type="checkbox"/>	<input type="checkbox"/>
Deputy manager	<input type="checkbox"/>	<input type="checkbox"/>
Designated pedagogical staff member	<input type="checkbox"/>	<input type="checkbox"/>
Team	<input type="checkbox"/>	<input type="checkbox"/>

35 Which of the following mandatory staff development/retention measures are in place at your centre?

 Please provide a response in **each** row.

	¹ Yes	² No
Agreement on specific further/advanced training measures	<input type="checkbox"/>	<input type="checkbox"/>
Discussion of goals and measures for individual professional Development	<input type="checkbox"/>	<input type="checkbox"/>
Supervision	<input type="checkbox"/>	<input type="checkbox"/>
Work shadowing in other centres	<input type="checkbox"/>	<input type="checkbox"/>
Offers to promote health	<input type="checkbox"/>	<input type="checkbox"/>
Measures specifically to improve the working conditions for older colleagues	<input type="checkbox"/>	<input type="checkbox"/>
Flexible working hours (to the extent possible within the centre opening hours)	<input type="checkbox"/>	<input type="checkbox"/>
Team/retreat days	<input type="checkbox"/>	<input type="checkbox"/>
Staff satisfaction survey	<input type="checkbox"/>	<input type="checkbox"/>

The following questions are about the available places and children at your ECEC centre.

How many approved places does your centre offer according to its operating permit?

Number of approved places

37 Were there any places available in the provider's ECEC centres as at 31 December 2021?

Yes ¹ ☐ →

No ² ☐ →

38 How many places were available at your ECEC centre as at 31 December 2021?

 Please provide a response in **each** row.

	Total	⁰ None
Total places for children under 3	<input type="text"/>	<input type="checkbox"/>
Total places for children over 3 to school age	<input type="text"/>	<input type="checkbox"/>
Total places for primary school children	<input type="text"/>	<input type="checkbox"/>

39 Do the ECEC places available in your centre meet demand?

 Please provide a response in each row.

	Too few places <small>1</small>	Sufficient places <small>2</small>	Too many places <small>3</small>	Does not apply <small>98</small>
Places for children under 3	<input type="checkbox"/>	<input type="checkbox"/>	<input type="checkbox"/>	<input type="checkbox"/>
Places for children over 3 to school age	<input type="checkbox"/>	<input type="checkbox"/>	<input type="checkbox"/>	<input type="checkbox"/>
Places for primary school children	<input type="checkbox"/>	<input type="checkbox"/>	<input type="checkbox"/>	<input type="checkbox"/>

40 Which group concept do you work with in your ECEC centre?

 Please only mark **one** response.


- Open ☐
- Partially open 2 ☐
- Fixed group structure 3 ☐

41 How many children were being cared for in your ECEC centre as at 31 December 2021?

 Please provide a response in each row.

	Total	None <small>0</small>
Total children under 3:	<input type="text"/>	<input type="checkbox"/>
Of which:		
Children with special support needs (pursuant to Book VIII or XII of the German Social Code – integration support for disabled children)	<input type="text"/>	<input type="checkbox"/>
Children who speak a language other than German at home (not multilingual children who speak German with a caregiver)	<input type="text"/>	<input type="checkbox"/>
Children with a full-day place	<input type="text"/>	<input type="checkbox"/>
Total children over 3 to school age:	<input type="text"/>	<input type="checkbox"/>
Of which:		
Children with special support needs (pursuant to Book VIII or XII of the German Social Code – integration support for disabled children)	<input type="text"/>	<input type="checkbox"/>
Children who speak a language other than German at home (not multilingual children who speak German with a caregiver)	<input type="text"/>	<input type="checkbox"/>
Children with a full-day place	<input type="text"/>	<input type="checkbox"/>
Total primary school children:	<input type="text"/>	<input type="checkbox"/>

42 Please estimate the percentage of children in your ECEC centre to whom the following life situations apply.

 This question refers to your personal perception of the children's circumstances. An approximate estimate is sufficient. A child can fall into several categories.

 Please provide a response in **each** row.

	No	1 to than 10%	11 to 30%	31 to 60%	More 60%	Don't know
Children from a socio-economically deprived background. <i>With "socio-economically deprived background", we mean children from households lacking access to educational and recreational opportunities, suitable housing or healthy nutrition, for example.</i>	<input type="checkbox"/>	<input type="checkbox"/>	<input type="checkbox"/>	<input type="checkbox"/>	<input type="checkbox"/>	<input type="checkbox"/>

Children with a refugee background <i>With "children with a refugee background", we mean children who have fled to another country to seek protection from war, political oppression, persecution or a natural disaster. This includes children born during their parents' flight or shortly after their arrival in the host country.</i>	<input type="checkbox"/>	<input type="checkbox"/>	<input type="checkbox"/>	<input type="checkbox"/>	<input type="checkbox"/>	<input type="checkbox"/>
--	--------------------------	--------------------------	--------------------------	--------------------------	--------------------------	--------------------------

43

How many children with diagnosed speech, behavioural or developmental disorders were there at your centre as at 31 December 2021?

 Please provide a response in **each** row.

	Total	None
Children with a diagnosed speech disorder (a stutter/lisp is not meant here)	<input type="text"/>	<input type="checkbox"/>
Children with diagnosed behavioural disorder (e.g. social behaviour disorder)	<input type="text"/>	<input type="checkbox"/>
Children with another diagnosed developmental disorder (e.g. motor disorder)	<input type="text"/>	<input type="checkbox"/>

44 Does your centre use any specific forms of language support?

 With "language support", we mean targeted measures for children requiring language support. General language education in daily pedagogical activities is not meant here.

 Please select **all** applicable answers.

	No	Yes, in the group as a whole	Yes, in small groups	Yes, as individual support
Pre-structured support programme with set learning units (e.g. "Kon-Lab" or "Hören, Lauschen, Lernen" language training programme)	<input type="checkbox"/>	<input type="checkbox"/>	<input type="checkbox"/>	<input type="checkbox"/>
Targeted reading aloud activities (e.g. dialogic reading)	<input type="checkbox"/>	<input type="checkbox"/>	<input type="checkbox"/>	<input type="checkbox"/>

45

Targeted language games (e.g. rhyming and finger games)

How are the children's language skills observed and documented at your centre?

 Please provide a response in **each** row.

	1 Don't know	2 Yes	8 No
Free observation of the children	<input type="checkbox"/>	<input type="checkbox"/>	<input type="checkbox"/>
Standardised observation sheets (e.g. Seldak, Sismik)	<input type="checkbox"/>	<input type="checkbox"/>	<input type="checkbox"/>
Standardised tests (e.g. HASE screening)	<input type="checkbox"/>	<input type="checkbox"/>	<input type="checkbox"/>
Coordination with the findings from paediatric screening	<input type="checkbox"/>	<input type="checkbox"/>	<input type="checkbox"/>
Other	<input type="checkbox"/>	<input type="checkbox"/>	<input type="checkbox"/>

46 Are support measures available at your centre for children with special needs?



Please provide a response in **each** row.

	Don't know	¹ Yes	² No
Children with developmental delays	<input type="checkbox"/>	<input type="checkbox"/>	<input type="checkbox"/>
Children with (impending) disabilities (children who are disabled or at risk of a disability pursuant to §39, §40 BSHG or §35a KJHG and for whom special entitlement to integration support exists are meant here.)	<input type="checkbox"/>	<input type="checkbox"/>	<input type="checkbox"/>
Children demonstrating particularly rapid development	<input type="checkbox"/>	<input type="checkbox"/>	<input type="checkbox"/>
Children with a chronic illness	<input type="checkbox"/>	<input type="checkbox"/>	<input type="checkbox"/>
Children with challenging behaviour	<input type="checkbox"/>	<input type="checkbox"/>	<input type="checkbox"/>

47 How many hours of contractually regulated care do you offer per week for children under 3?



Please provide a response in **each** row.

	¹ Yes	² No
Up to 25 hours	<input type="checkbox"/>	<input type="checkbox"/>
26 to 36 hours	<input type="checkbox"/>	<input type="checkbox"/>
36 to 40 hours	<input type="checkbox"/>	<input type="checkbox"/>
40 to 45 hours	<input type="checkbox"/>	<input type="checkbox"/>
More than 45 hours	<input type="checkbox"/>	<input type="checkbox"/>

48 How many hours of contractually regulated care do you offer per week for children over 3 to school age?



Please provide a response in **each** row.

	¹ Yes	² No
Up to 25 hours	<input type="checkbox"/>	<input type="checkbox"/>
26 to 36 hours	<input type="checkbox"/>	<input type="checkbox"/>
36 to 40 hours	<input type="checkbox"/>	<input type="checkbox"/>
40 to 45 hours	<input type="checkbox"/>	<input type="checkbox"/>
More than 45 hours	<input type="checkbox"/>	<input type="checkbox"/>

49 Does your centre have a written pedagogical concept?

Yes ¹ ☐

No ² ☐

Don't know ⁸ ☐

50 How many languages – apart from German – do the pedagogical staff at your centre speak with the children?



Please only mark **one** response.

Only German ¹ ☐

German and one other language ² ☐

German and two other languages ³ ☐

German and three other languages ⁴ ☐

German and more than three other languages ⁵ ☐

Don't know ⁸ ☐

51 Which of the following variants of expert advice do you use at your ECEC centre?

 Please provide a response in **each** row.


	¹ Yes	² No
An expert advisor employed by the provider	<input type="checkbox"/>	
A freelance expert advisor	<input type="checkbox"/>	<input type="checkbox"/>
Expert advisor from the municipality/youth welfare office	<input type="checkbox"/>	<input type="checkbox"/>
Expert advisor from the umbrella organisation	<input type="checkbox"/>	<input type="checkbox"/>
Other expert advisor	<input type="checkbox"/>	<input type="checkbox"/>
No expert advisor is available to my centre	<input type="checkbox"/>	<input type="checkbox"/>

52 How often have you been in contact with an expert advisor in the last 12 months (including by telephone)?

 Please only mark **one** response.

Not at all	¹ <input type="checkbox"/>
Once	² <input type="checkbox"/>
Several times	³ <input type="checkbox"/>
At least once a month	⁴ <input type="checkbox"/>
At least once a week	⁵ <input type="checkbox"/>

53 What quality assurance measures do you implement at your ECEC centre?

 **External evaluations** are third-party assessments conducted by external experts. They evaluate the work of the ECEC centres based on a selected procedure, e.g. by observing daily pedagogical activities, talking to management and pedagogical staff, or surveying parents.

 **Internal evaluations** are a form of self-assessment. This means that the ECEC centre management and pedagogical staff follow a structured procedure to reflect on and evaluate their own work as well as the work of the ECEC centre team.

 Please provide a response in **each** row.

	¹ Yes	² No
Regular external evaluations (at least every 5 years)	<input type="checkbox"/>	<input type="checkbox"/>
Regular internal evaluations (at least every 3 years)	<input type="checkbox"/>	<input type="checkbox"/>
Use of a quality seal/certificate	<input type="checkbox"/>	<input type="checkbox"/>
Regular on-site inspections by the youth welfare office	<input type="checkbox"/>	<input type="checkbox"/>
Mandatory further training for pedagogical staff	<input type="checkbox"/>	<input type="checkbox"/>
Regular support from an expert advisor	<input type="checkbox"/>	<input type="checkbox"/>
Parent surveys	<input type="checkbox"/>	<input type="checkbox"/>
Children surveys	<input type="checkbox"/>	<input type="checkbox"/>
Other forms of review	<input type="checkbox"/>	<input type="checkbox"/>

54 Has the centre you manage implemented (or applied) one or more of the following quality development procedures in the last 12 months?

 Please provide a response in **each** row.

	¹ Yes	² No
Quality management approaches, e.g. standardised and potentially also certified procedures (KTK or BETA seal of approval, AWO-QM or PQS Sys, KLAX gGmbH, DRK quality manual)	<input type="checkbox"/>	<input type="checkbox"/>
(Dialogue-oriented) instruments for quality development, e.g. <i>Qualität im Diskurs</i> (QiD), <i>Integrierte Qualitäts- und Personalentwicklung</i> (IQUe), <i>Kronberger Kreis</i>	<input type="checkbox"/>	<input type="checkbox"/>
Concept-based instruments of quality development, e.g. QuaSi <u>situational approach</u>	<input type="checkbox"/>	<input type="checkbox"/>
Quality measurement procedures, e.g. the national pedagogical criteria catalogue (with quality seal), KES early childhood environment scale, GiNA, CLASS, PQB quality instrument	<input type="checkbox"/> <input type="checkbox"/>	<input type="checkbox"/> <input type="checkbox"/>
Individual centre-specific quality development procedure	<input type="checkbox"/>	<input type="checkbox"/>
Other quality development approaches and procedures _____		

The following questions are about your employment at the ECEC centre.

55 How many hours per week is your ...

... contractually agreed work time?

Hours

... actual work time?

Hours

56 How many hours per week does a full-time position at your ECEC centre involve?

Hours per week for a full-time position

57 How much professional experience do you have in the ECEC field as a whole?

 Please deduct any longer breaks from work (e.g. parental leave).


Years

58 How many years of management experience do you have?

 Please deduct any longer breaks from work (e.g. parental leave).

Years

59 How much did you earn in the last month for your work at your ECEC centre?

 Do not include any special remuneration you received in the last month, e.g. holiday pay or back payments. Do include any remuneration for overtime however.

 If you are self-employed: Please estimate your monthly earnings before and after tax.

Where possible, indicate your:

- gross earnings, i.e. wages or salary before taxes and social security contributions have been deducted
- net earnings, i.e. wages or salary after taxes and contributions to pension, unemployment and health insurance have been deducted

My income totalled:

Gross: EUR per month



Go to Question 62.

Prefer not to say 9999997 ☐



Net: EUR per month



Go to Question 62.

Prefer not to say 9999997 ☐



60 It would already help us if you could provide a rough indication of which of the following categories applies for you (gross monthly earnings).

 Please only mark **one** response.

- | | | |
|-------------------|----|--------------------------|
| Less than 1,000 | 1 | <input type="checkbox"/> |
| 1,000–1,500 EUR | 2 | <input type="checkbox"/> |
| 1,500–2,000 EUR | 3 | <input type="checkbox"/> |
| 2,000–2,500 EUR | 4 | <input type="checkbox"/> |
| 2,500–3,000 EUR | 5 | <input type="checkbox"/> |
| 3,000–3,500 EUR | 6 | <input type="checkbox"/> |
| 3,500–4,000 EUR | 7 | <input type="checkbox"/> |
| 4,000–4,500 EUR | 8 | <input type="checkbox"/> |
| 4,500–5,000 EUR | 9 | <input type="checkbox"/> |
| 5,000 EUR or more | 10 | <input type="checkbox"/> |

61 It would already help us if you could provide a rough indication of which of the following categories applies for you (net monthly income).

 Please only mark **one** response.

- | | | |
|-------------------|----|--------------------------|
| Less than 1,000 | 1 | <input type="checkbox"/> |
| 1,000–1,500 EUR | 2 | <input type="checkbox"/> |
| 1,500–2,000 EUR | 3 | <input type="checkbox"/> |
| 2,000–2,500 EUR | 4 | <input type="checkbox"/> |
| 2,500–3,000 EUR | 5 | <input type="checkbox"/> |
| 3,000–3,500 EUR | 6 | <input type="checkbox"/> |
| 3,500–4,000 EUR | 7 | <input type="checkbox"/> |
| 4,000–4,500 EUR | 8 | <input type="checkbox"/> |
| 4,500–5,000 EUR | 9 | <input type="checkbox"/> |
| 5,000 EUR or more | 10 | <input type="checkbox"/> |

62 Indicate for each of the following areas the extent to which you personally currently have a need for further/advanced training.

 Please provide a response in **each** row.

	No need 1	2	3	4	5	Very high need 6
Need for further/advanced training on the subject of ...						
Cooperation with families/educational partnership	<input type="checkbox"/>	<input type="checkbox"/>	<input type="checkbox"/>	<input type="checkbox"/>	<input type="checkbox"/>	<input type="checkbox"/>
Specific educational concepts (e.g. Montessori, Fröbel)	<input type="checkbox"/>	<input type="checkbox"/>	<input type="checkbox"/>	<input type="checkbox"/>	<input type="checkbox"/>	<input type="checkbox"/>
Specific pedagogical subject (e.g. literacy/ language, mathematics, science)	<input type="checkbox"/>	<input type="checkbox"/>	<input type="checkbox"/>	<input type="checkbox"/>	<input type="checkbox"/>	<input type="checkbox"/>
Child welfare	<input type="checkbox"/>	<input type="checkbox"/>	<input type="checkbox"/>	<input type="checkbox"/>	<input type="checkbox"/>	<input type="checkbox"/>
Quality development and assurance	<input type="checkbox"/>	<input type="checkbox"/>	<input type="checkbox"/>	<input type="checkbox"/>	<input type="checkbox"/>	<input type="checkbox"/>
Self-management	<input type="checkbox"/>	<input type="checkbox"/>	<input type="checkbox"/>	<input type="checkbox"/>	<input type="checkbox"/>	<input type="checkbox"/>
Work organisation	<input type="checkbox"/>	<input type="checkbox"/>	<input type="checkbox"/>	<input type="checkbox"/>	<input type="checkbox"/>	<input type="checkbox"/>
Administration	<input type="checkbox"/>	<input type="checkbox"/>	<input type="checkbox"/>	<input type="checkbox"/>	<input type="checkbox"/>	<input type="checkbox"/>
Financial management	<input type="checkbox"/>	<input type="checkbox"/>	<input type="checkbox"/>	<input type="checkbox"/>	<input type="checkbox"/>	<input type="checkbox"/>
IT use	<input type="checkbox"/>	<input type="checkbox"/>	<input type="checkbox"/>	<input type="checkbox"/>	<input type="checkbox"/>	<input type="checkbox"/>
Team management/development	<input type="checkbox"/>	<input type="checkbox"/>	<input type="checkbox"/>	<input type="checkbox"/>	<input type="checkbox"/>	<input type="checkbox"/>
Conflict moderation within the team	<input type="checkbox"/>	<input type="checkbox"/>	<input type="checkbox"/>	<input type="checkbox"/>	<input type="checkbox"/>	<input type="checkbox"/>
Human resource management (e.g. methods for constructive feedback)	<input type="checkbox"/>	<input type="checkbox"/>	<input type="checkbox"/>	<input type="checkbox"/>	<input type="checkbox"/>	<input type="checkbox"/>
Practical guidance	<input type="checkbox"/>	<input type="checkbox"/>	<input type="checkbox"/>	<input type="checkbox"/>	<input type="checkbox"/>	<input type="checkbox"/>
Other _____	<input type="checkbox"/>	<input type="checkbox"/>	<input type="checkbox"/>	<input type="checkbox"/>	<input type="checkbox"/>	<input type="checkbox"/>

63 Did you participate in any further/advanced training in the last 12 months?


Yes ☐ ¹  Go to Question 65.

No ☐ ²  Go to Question 64.

64 Why didn't you participate in any further/advanced training in the last 12 months?

 Please provide a response in **each** row.

	¹ Y es	² No
No time due to staff shortages at the centre	<input type="checkbox"/>	<input type="checkbox"/>
Costs too high	<input type="checkbox"/>	<input type="checkbox"/>
Family/private reasons	<input type="checkbox"/>	<input type="checkbox"/>
No suitable further/advanced training available	<input type="checkbox"/>	<input type="checkbox"/>
No leave granted by employer	<input type="checkbox"/>	<input type="checkbox"/>
No incentives to participate in further/advanced training	<input type="checkbox"/>	<input type="checkbox"/>
No need to participate in further/advanced training	<input type="checkbox"/>	<input type="checkbox"/>

 Go to Question 66.

65 Which further/advanced training have you completed in the last 12 months?

 Please provide a response in **each** row.

	¹ Yes	² No
Cooperation with families/educational partnership	<input type="checkbox"/>	<input type="checkbox"/>
Specific educational concepts (e.g. Montessori, Fröbel)	<input type="checkbox"/>	<input type="checkbox"/>
Specific pedagogical subject (e.g. literacy/language, mathematics, science)	<input type="checkbox"/>	<input type="checkbox"/>
Child welfare	<input type="checkbox"/>	<input type="checkbox"/>
Quality development and assurance	<input type="checkbox"/>	<input type="checkbox"/>
Self-management	<input type="checkbox"/>	<input type="checkbox"/>
Work organisation	<input type="checkbox"/>	<input type="checkbox"/>
Administration	<input type="checkbox"/>	<input type="checkbox"/>
Financial management	<input type="checkbox"/>	<input type="checkbox"/>
IT use	<input type="checkbox"/>	<input type="checkbox"/>
Team management/development	<input type="checkbox"/>	<input type="checkbox"/>
Conflict moderation within the team	<input type="checkbox"/>	<input type="checkbox"/>
Human resource management (e.g. methods for constructive feedback)	<input type="checkbox"/>	<input type="checkbox"/>
Practical supervision	<input type="checkbox"/>	<input type="checkbox"/>
Other	<input type="checkbox"/>	<input type="checkbox"/>

66 Have you completed any further/advanced training that specifically qualifies you for your management role?

Yes ¹ ☐ → [Go to Question 67.](#)
 No ² ☐ → [Go to Question 68.](#)

67 When did you complete the (last) further/advanced training on this?

Within the last 12 months ¹ ☐
 More than 12 months ago ² ☐

68 Which of the following does your provider offer to support you in your management tasks?

 Please provide a response in **each** row.

	¹ Yes	² No
Regular feedback meetings on management activities	<input type="checkbox"/>	<input type="checkbox"/>
Further/advanced training for management tasks	<input type="checkbox"/>	<input type="checkbox"/>
Management meetings (peer consultation)	<input type="checkbox"/>	<input type="checkbox"/>
Exchange with an expert advisor	<input type="checkbox"/>	<input type="checkbox"/>
Supervision/coaching	<input type="checkbox"/>	<input type="checkbox"/>
Team development measures	<input type="checkbox"/>	<input type="checkbox"/>
Work shadowing in other centres	<input type="checkbox"/>	<input type="checkbox"/>
Administrative staff	<input type="checkbox"/>	<input type="checkbox"/>
Area management responsible for ECEC based at the provider	<input type="checkbox"/>	<input type="checkbox"/>
Other support	<input type="checkbox"/>	<input type="checkbox"/>

69 How often do meetings take place between centre management and the provider?

 Please only mark **one** response.

- At least every 14 days 1 ☐
- At least once a month 2 ☐
- At least once every quarter 3 ☐
- At least once every six months 4 ☐
- At least once a year 5 ☐
- Less than once a year 6 ☐
- Never 7 ☐

70 To what extent do the following aspects impact the pedagogical work at your ECEC centre?

 Please provide a response in **each** row.

	No impact				Major impact	
	1	2	3	4	5	6
Insufficient financial and material resources for the ECEC centre	<input type="checkbox"/>	<input type="checkbox"/>	<input type="checkbox"/>	<input type="checkbox"/>	<input type="checkbox"/>	<input type="checkbox"/>
Official regulations	<input type="checkbox"/>	<input type="checkbox"/>	<input type="checkbox"/>	<input type="checkbox"/>	<input type="checkbox"/>	<input type="checkbox"/>
Staff shortages	<input type="checkbox"/>	<input type="checkbox"/>	<input type="checkbox"/>	<input type="checkbox"/>	<input type="checkbox"/>	<input type="checkbox"/>
Shortage of pedagogical staff	<input type="checkbox"/>	<input type="checkbox"/>	<input type="checkbox"/>	<input type="checkbox"/>	<input type="checkbox"/>	<input type="checkbox"/>
Lack of commitment and support from parents/guardians	<input type="checkbox"/>	<input type="checkbox"/>	<input type="checkbox"/>	<input type="checkbox"/>	<input type="checkbox"/>	<input type="checkbox"/>
Lack of opportunities and support for my own further/advanced training	<input type="checkbox"/>	<input type="checkbox"/>	<input type="checkbox"/>	<input type="checkbox"/>	<input type="checkbox"/>	<input type="checkbox"/>
Lack of opportunities and support for further/advanced training for the pedagogical staff	<input type="checkbox"/>	<input type="checkbox"/>	<input type="checkbox"/>	<input type="checkbox"/>	<input type="checkbox"/>	<input type="checkbox"/>
Lack of support from the provider	<input type="checkbox"/>	<input type="checkbox"/>	<input type="checkbox"/>	<input type="checkbox"/>	<input type="checkbox"/>	<input type="checkbox"/>
Lack of support from the expert advisor(s)	<input type="checkbox"/>	<input type="checkbox"/>	<input type="checkbox"/>	<input type="checkbox"/>	<input type="checkbox"/>	<input type="checkbox"/>

71 Let us now consider the centre premises:

 Please only count **each room once**.

Which and how many rooms does the ECEC centre comprise?

 Please provide a response in **each** row.

	2 No	1 Yes		Total rooms
Group and additional ancillary rooms for pedagogical work with the children	<input type="checkbox"/>	<input type="checkbox"/>	→	<input type="text"/>
Sleeping rooms (used exclusively for this purpose)	<input type="checkbox"/>	<input type="checkbox"/>	→	<input type="text"/>
Additional rooms for the children (e.g. handicrafts room, multi-purpose room/room for physical activity)	<input type="checkbox"/>	<input type="checkbox"/>	→	<input type="text"/>
Staff rooms	<input type="checkbox"/>	<input type="checkbox"/>	→	<input type="text"/>
Kitchen areas	<input type="checkbox"/>	<input type="checkbox"/>	→	<input type="text"/>
Sanitary facilities	<input type="checkbox"/>	<input type="checkbox"/>	→	<input type="text"/>
Other rooms (e.g. hallways)	<input type="checkbox"/>	<input type="checkbox"/>	→	<input type="text"/>

72 Please indicate the total size of the indoor area used by your ECEC centre.

 If you don't know the total indoor size, please provide as accurate an estimate as possible. Please round up to whole numbers.


 m²

73 Does your ECEC centre have an outdoor area?

Yes ¹ ☐ →

No ² ☐ →

74 Please indicate the total size of your ECEC centre's outdoor area.

 If you don't know the total size of the outdoor area, please provide as accurate an estimate as possible. Please round up to whole numbers.


 m²

75 Are there standards for the catering offered at your ECEC centre (e.g. quality standards of the German Nutrition Society (DGE), Bremer Checkliste)?

Yes ¹ ☐

No ² ☐

76 What costs are payable by the parents?

 Please provide a response in **each** row. Please also enter the costs in euros for all of the measures mentioned.

	² No	¹ Yes		Total costs in EUR
Parental fees/contributions <i>Parental fees/contributions are the costs payable by families for the hours of childcare used, i.e. not any costs for lunch, handicraft materials or trips.</i>	<input type="checkbox"/>	<input type="checkbox"/>	→	<input type="text"/>
Catering costs	<input type="checkbox"/>	<input type="checkbox"/>	→	<input type="text"/>
Handicraft material costs	<input type="checkbox"/>	<input type="checkbox"/>	→	<input type="text"/>
Optional offers (e.g. early musical education)	<input type="checkbox"/>	<input type="checkbox"/>	→	<input type="text"/>
Copying fees	<input type="checkbox"/>	<input type="checkbox"/>	→	<input type="text"/>
Membership fees (e.g. support association)	<input type="checkbox"/>	<input type="checkbox"/>	→	<input type="text"/>
Other	<input type="checkbox"/>	<input type="checkbox"/>	→	<input type="text"/>

77 In the last 12 months, did your centre offer the following as part of its cooperation with parents and families?

 Please provide a response in **each** row.

	1 Yes	2 No
Development talks	<input type="checkbox"/>	<input type="checkbox"/>
Individual advice, e.g. on questions of upbringing, education and care	<input type="checkbox"/>	<input type="checkbox"/>
Referral to specialists, support services or therapeutic services	<input type="checkbox"/>	<input type="checkbox"/>
Arrangement of contact with social services for parents and families (e.g. health, marriage or educational counselling; services that support and advise families with a migration background on integration)	<input type="checkbox"/>	<input type="checkbox"/>
Opportunities for co-determination, e.g. choice of meals or trips	<input type="checkbox"/>	<input type="checkbox"/>
Participation in the organisation of daily pedagogical activities	<input type="checkbox"/>	<input type="checkbox"/>
Parents' evenings	<input type="checkbox"/>	<input type="checkbox"/>
Letters to parents	<input type="checkbox"/>	<input type="checkbox"/>
Events and presentations on educational topics (e.g. media training)	<input type="checkbox"/>	<input type="checkbox"/>
Events with parents and families (e.g. events, trips, projects)	<input type="checkbox"/>	<input type="checkbox"/>
Meet-ups for parents	<input type="checkbox"/>	<input type="checkbox"/>
Co-determination bodies, e.g. parents' association	<input type="checkbox"/>	<input type="checkbox"/>
Parent surveys	<input type="checkbox"/>	<input type="checkbox"/>
Courses for parents, e.g. language/cookery/sewing courses	<input type="checkbox"/>	<input type="checkbox"/>
Observation visits for parents in the ECEC centre (outside the settling-in period)	<input type="checkbox"/>	<input type="checkbox"/>
Documentation of daily pedagogical activities in weekly plans or on display boards	<input type="checkbox"/>	<input type="checkbox"/>
Visits by the pedagogical staff to the families	<input type="checkbox"/>	<input type="checkbox"/>

78 What offers are there in your ECEC centre for a culturally sensitive cooperation with families?

*Please provide a response in **each** row.*

	1 Yes	2 No
Notices, information sheets and the centre's website are available in several languages		
Staff who can converse with (some) children and parents in their native language	<input type="checkbox"/>	<input type="checkbox"/>
Festivals of other cultures and religions are also celebrated (besides Christmas, also the Sugar Feast or the Feast of the Sacrifice)	<input type="checkbox"/>	<input type="checkbox"/>
Opportunities for an intercultural exchange (cafés, presentations)	<input type="checkbox"/>	<input type="checkbox"/>
Other	<input type="checkbox"/>	<input type="checkbox"/>

79 Which institutions does your ECEC centre cooperate with?

 Please provide a response in **each** row.

 Cooperation means a regular exchange and collaboration at least once a year.

	No cooperation <small>1</small>	Sporadic cooperation <small>2</small>	Intensive cooperation <small>3</small>
Primary schools	<input type="checkbox"/>	<input type="checkbox"/>	<input type="checkbox"/>
Clubs (e.g. sports club)	<input type="checkbox"/>	<input type="checkbox"/>	<input type="checkbox"/>
Early intervention centres (<i>Frühförderstelle</i>)	<input type="checkbox"/>	<input type="checkbox"/>	<input type="checkbox"/>
Church	<input type="checkbox"/>	<input type="checkbox"/>	<input type="checkbox"/>
Cultural institutions (e.g. museums, libraries)	<input type="checkbox"/>	<input type="checkbox"/>	<input type="checkbox"/>
Retirement homes	<input type="checkbox"/>	<input type="checkbox"/>	<input type="checkbox"/>
Businesses	<input type="checkbox"/>	<input type="checkbox"/>	<input type="checkbox"/>
Centres for mothers/families	<input type="checkbox"/>	<input type="checkbox"/>	<input type="checkbox"/>
Adult education centre	<input type="checkbox"/>	<input type="checkbox"/>	<input type="checkbox"/>
Police, fire brigade	<input type="checkbox"/>	<input type="checkbox"/>	<input type="checkbox"/>
Social offers for parents (e.g. health or educational advice)	<input type="checkbox"/>	<input type="checkbox"/>	<input type="checkbox"/>
Medical practices, doctors	<input type="checkbox"/>	<input type="checkbox"/>	<input type="checkbox"/>
<i>Frühe Hilfe</i> facilities, centres for parenting and family advice	<input type="checkbox"/>	<input type="checkbox"/>	<input type="checkbox"/>

80 What is your gender?

 Please only mark **one** response.

Male 1 ☐

Female 2 ☐

Diverse 3 ☐

81 In which year were you born?

Birth year

82 In which country were you born?

Germany (FRG and GDR) 1 ☐ →

Another country 2 ☐ →

 In case of political changes over the years, please indicate the current German name where applicable.

83 How long have you lived in Germany?

 If you have moved to Germany several times, please refer to your last move!

You yourself: Year Since birth -11 ☐

84 Do you have German citizenship?

Yes ☐ ¹ →
No ☐ ² →

85 How did you acquire German citizenship?

 Please only mark **one** response.

By birth ☐ ¹
At least one of my parents has German citizenship ☐ ²
Through marriage, adoption, naturalisation or as a repatriate ☐ ³

 Please specify:

In the year

86 In which country is your father's place of birth today?

Germany (FRG and GDR) ☐ ¹
Another country ☐ ²

 (In case of political changes over the years, please indicate the current German name where applicable.)

87 In which country is your mother's place of birth today?

Germany (FRG and GDR) ☐ ¹
Another country ☐ ²

 (In case of political changes over the years, please indicate the current German name where applicable.)

88 What is your highest general school-leaving qualification?

 Please only mark **one** response

School pupil, still in full-time mainstream education ☐ ¹
Left school without a school-leaving qualification ☐ ²
Secondary school leaving certificate (*Hauptschulabschluss, Volksschulabschluss*) ☐ ³
Completed year 8 or 9 at a GDR polytechnic secondary school ☐ ⁴
Technical school leaving certificate (*Realschulabschluss, Mittlere Reife*) ☐ ⁵
Completed year 10 at a GDR polytechnic secondary school (*Polytechnische Oberschule*) ☐ ⁶
Advanced technical college entrance qualification (*Fachhochschulreife*) ☐ ⁷
Secondary school leaving certificate (*Abitur*)/general or subject-related higher education entrance qualification (*Gymnasium* or GDR extended secondary school (*Erweiterte Oberschule*), also including an apprenticeship) ☐ ⁸
Another school-leaving ☐ ⁹
Foreign school-leaving qualification ☐ ¹⁰
Completion time (in years) of the foreign school-leaving qualification

89 Were any other people present when you completed the questionnaire?

 Please select **all** applicable answers.

- | | | |
|-----------------------|---|--------------------------|
| Yes, staff/colleagues | 1 | <input type="checkbox"/> |
| Yes, a supervisor | 1 | <input type="checkbox"/> |
| Yes, another person | 1 | <input type="checkbox"/> |
| No | 1 | <input type="checkbox"/> |

90 What is today's date?

Day Month

91 Did you complete the questionnaire in one go?

- | | | |
|------------------------------------|---|--------------------------|
| Yes | 1 | <input type="checkbox"/> |
| No, with one/several interruptions | 2 | <input type="checkbox"/> |

92 An ERiK-Survey was already conducted in ECEC centres back in 2020. Did your ECEC centre participate in the ERiK-Survey 2020?

- | | | | | |
|------------|---|--------------------------|-----|---|
| Yes | 1 | <input type="checkbox"/> | } → | <div>Go to Question 93.</div> <div>Go to Question 94.</div> |
| No | 2 | <input type="checkbox"/> | | |
| Don't know | 8 | <input type="checkbox"/> | | |

93 Did you participate in the ERiK-Survey 2020 personally?

- | | | |
|------------|---|--------------------------|
| Yes | 1 | <input type="checkbox"/> |
| No | 2 | <input type="checkbox"/> |
| Don't know | 8 | <input type="checkbox"/> |

Sample copy -
please do not fill out and send!

One important final request: The providers of ECEC centres in Germany are also being surveyed as part of the ERIK-Surveys. To obtain as full a picture as possible of the quality of ECEC services, we would like to include and compare as many perspectives as possible.

Data protection is always guaranteed: The responses you give in the questionnaire will only be evaluated in an anonymised format and will never be stored together with the provider's address. The address will not be passed on to any third parties. The providers do not get to see the responses you give.

Provider name:

--

--

--

				Postcode

Please return the completed questionnaire to infas in the postage-paid envelope.

Sample copy -
please do not fill out and send!